

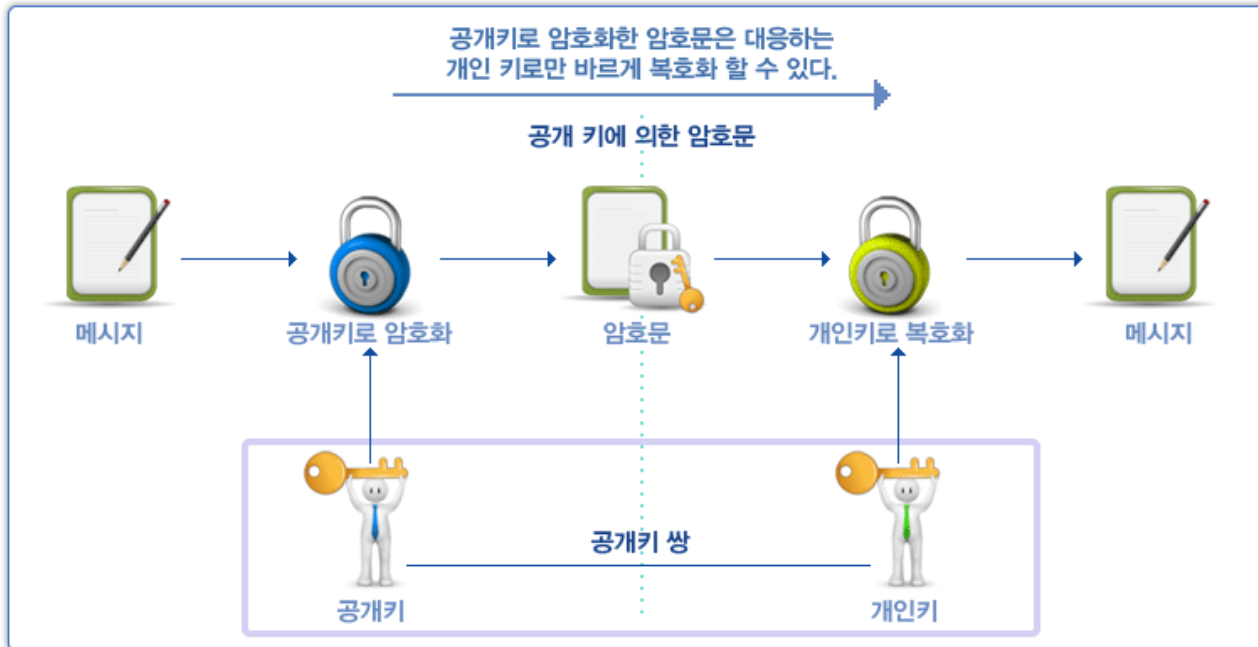
정보보호론 실습

공개키 암호 툴 사용

공개키 암호 실습

- 실습
 - Kleopatra 를 이용하여 공개키 암호 및 복호화 이해
 - 암호 및 복호화 과정 캡처 후 제출
 - kypark08@seoultech.ac.kr

▶ 공개 키에 의한 암호화 (공개 키 암호)



공개키 암호 실습

- 준비

1. Tool Download

– <http://www.gpg4win.org/index.html>

English | Deutsch

GPG4WIN About Gpg4win Documentation Community Support Donate

Download Gpg4win

Change History - Check integrity

News

2016-04-05
🔒 **Gpg4win 2.3.1 released**

2015-11-25
🔒 **Gpg4win 2.3.0 released**
Presse release (German)

Older messages in news archive.

Gpg4win - a secure solution...

공개키 암호 실습

- 준비

1. Tool Download

Download Gpg4win 3.0.0 (2017-09-19)

Please donate for Gpg4win to support maintenance and development!
Pay what you want! – Thank you!

Donate with

PayPal

Bitcoin

Bank transfer

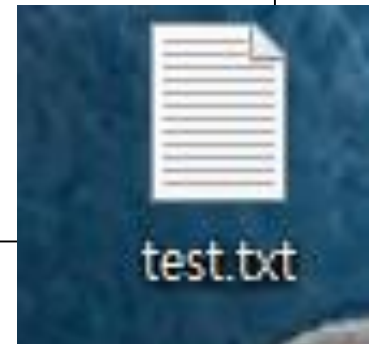
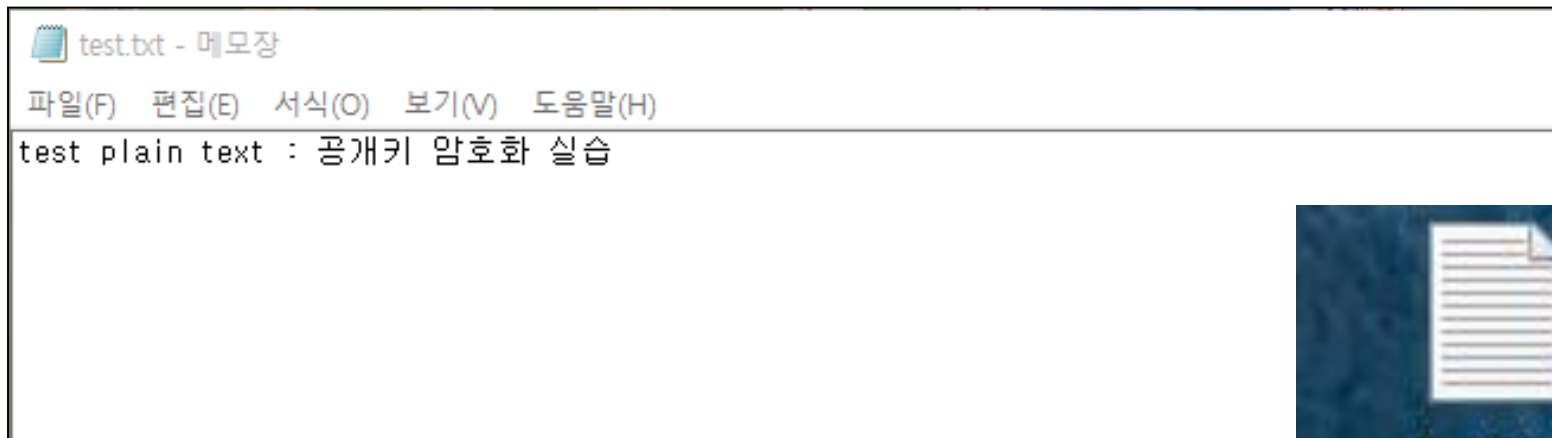


공개키 암호 실습

- 준비

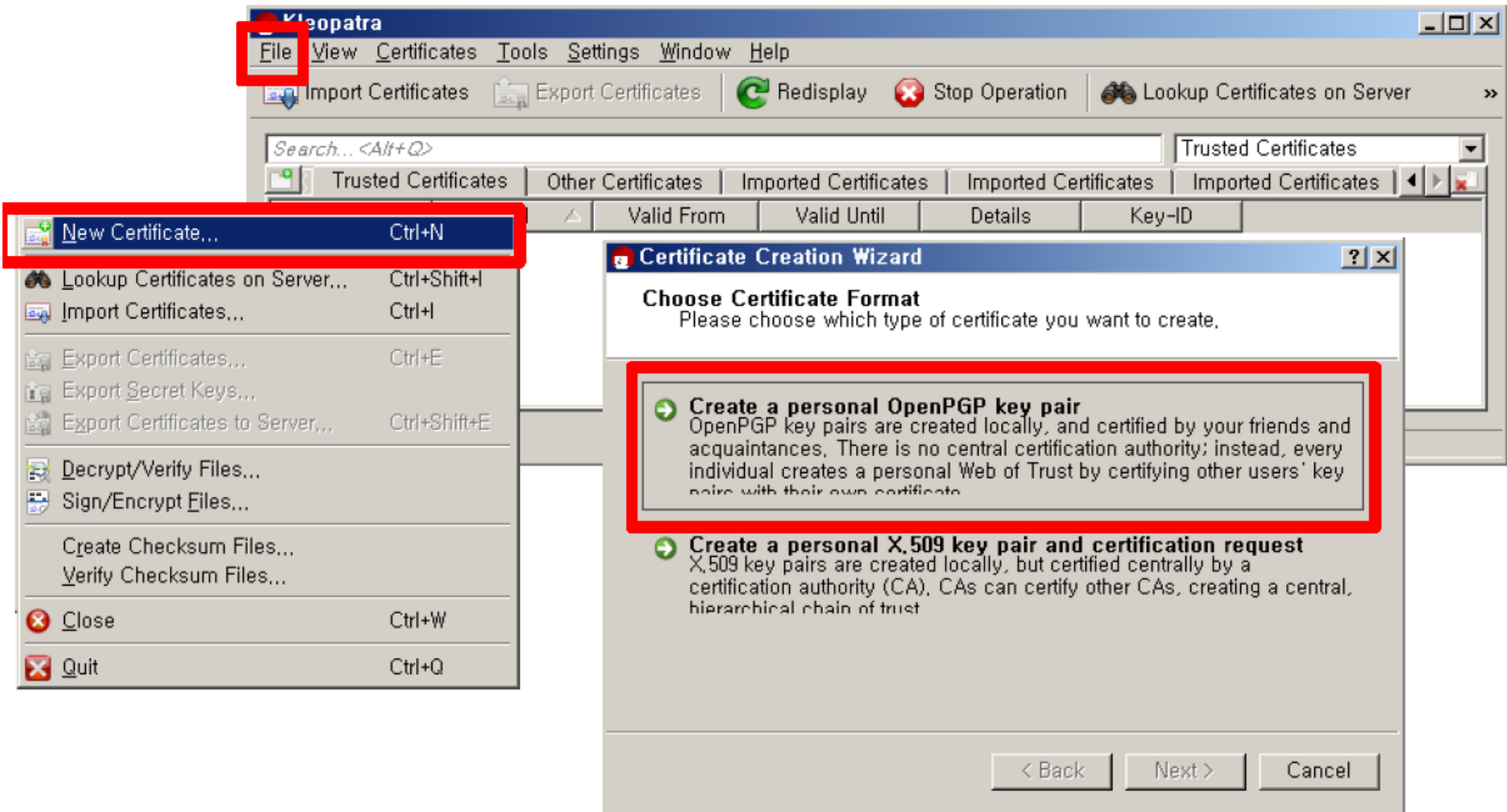
2. 평문 생성

– TextFile로 작성



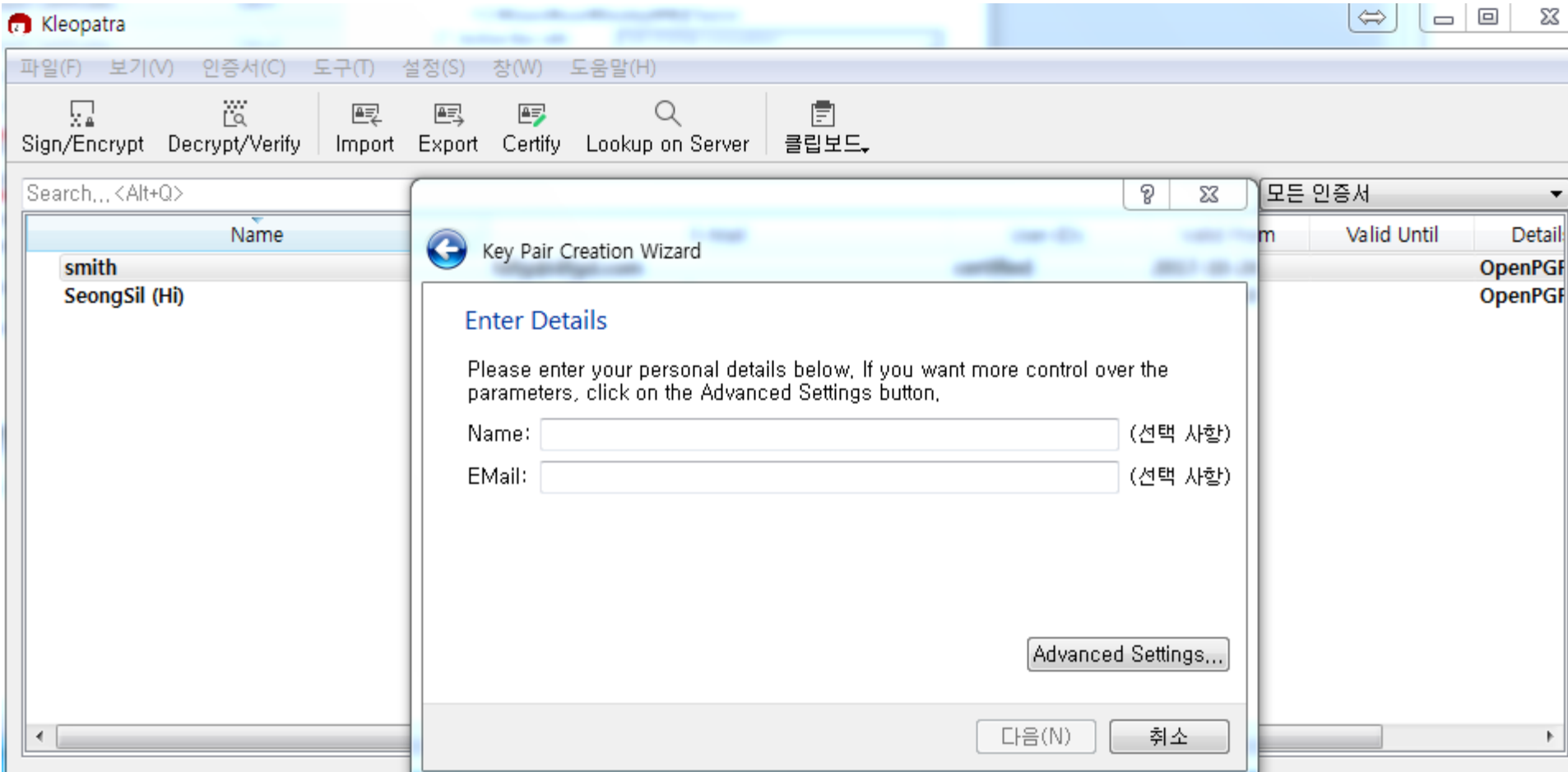
공개키 암호 실습

- 실습



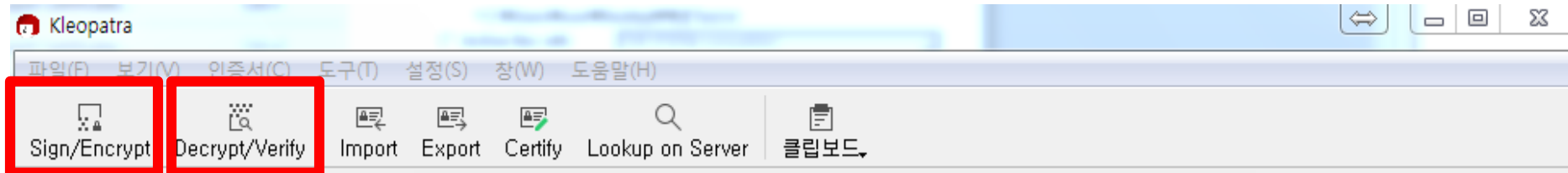
공개키 암호 실습

- 실습



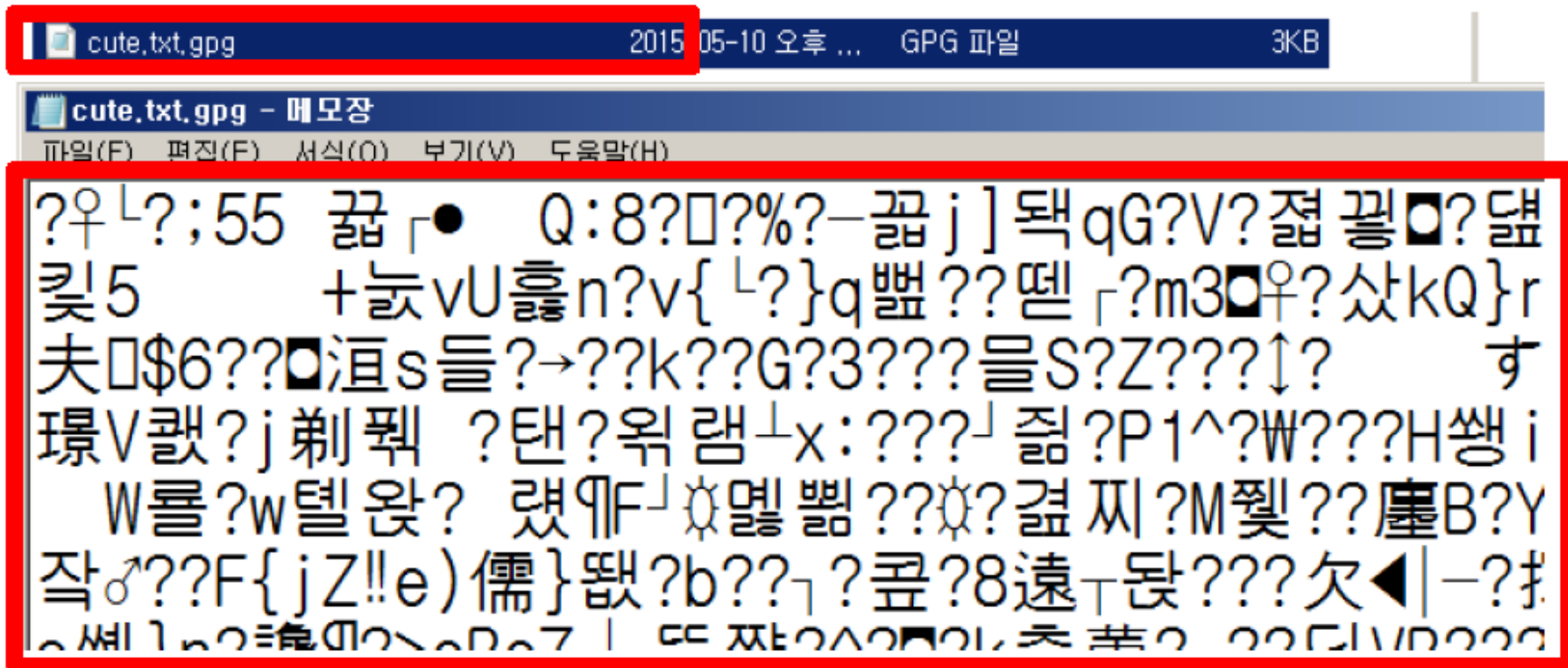
공개키 암호 실습

- 실습



공개키 암호 실습

- 실습



공개키 암호 실습

- 실습

The screenshot shows the Kleopatra application interface. The main window is titled "Decrypt/Verify Files - Kleopatra". The "Output folder" is set to "C:/Users/comsec/Desktop". A green progress bar indicates that "All operations completed." with a 100% completion rate.

The verification results are displayed in a green box:

```
AI정리.txt.gpg → AI정리.txt:  
Valid signature by fdfg@dfgd.com  
  
Signature created on 2017년 10월 24일 화요일 오전 10:57:24  
With certificate:  
E0C1 A313 4BA8 C0F3 76D5 4E31 F860 C0A8 B19E 3480  
The signature is valid and the certificate's validity is ultimately trusted.
```

At the bottom of the dialog, there are two buttons: "모두 저장" (Save All) and "무시" (Ignore).

In the background, another window titled "모든 인증서" (All Certificates) is visible, showing a table of certificates:

	Valid Until	Detail
m		OpenPGP
		OpenPGP

Q & A